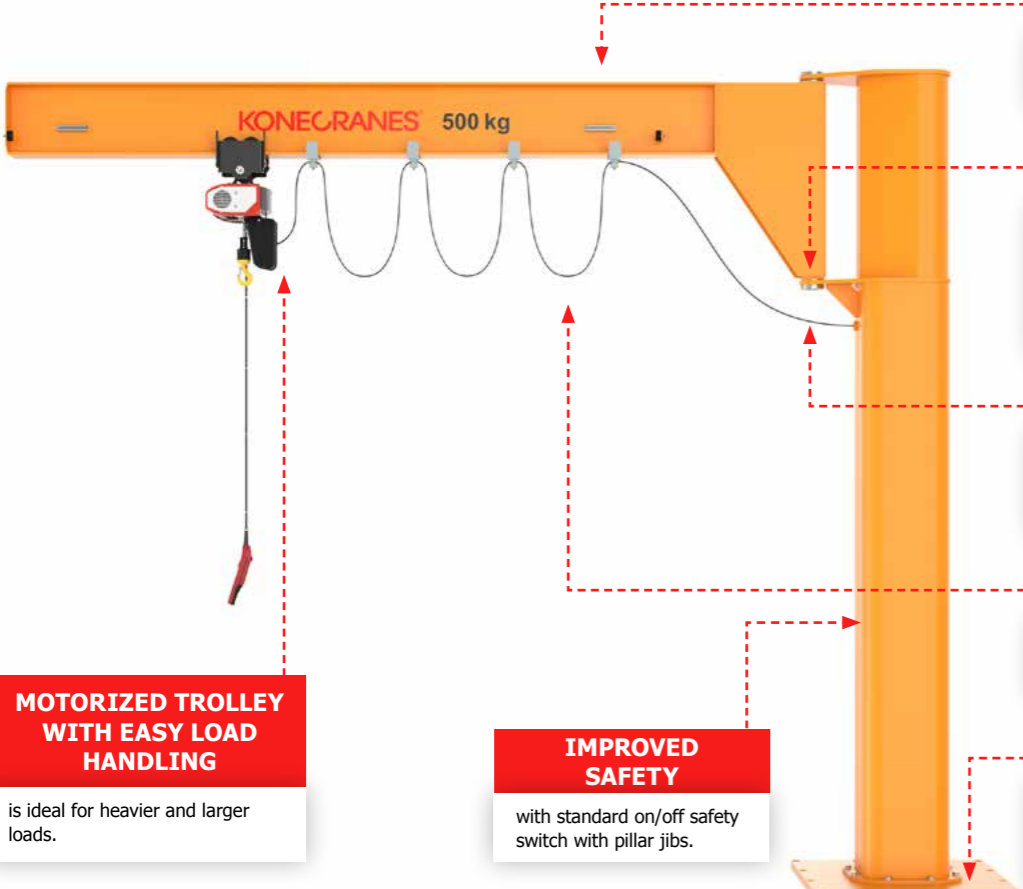


JIB CRANE

Fast and
precise
material
handling





VARIOUS DESIGNS
for jib arms based on customer requirements.

EASY AND STEADY SLEWING
with robust bearing and adjustable slewing resistance. Manual slewing motion available for all jib crane types and motorized slewing for jibs with I-beam arms.

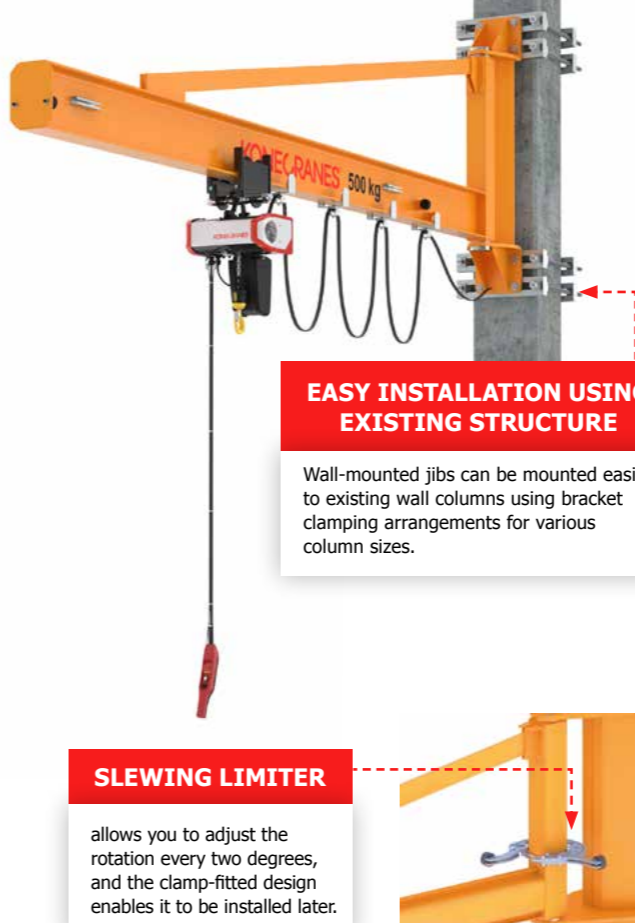
POWER SUPPLY
external power supply cables can be attached to pillars from below, the side, or above.

ROBUST FESTOONING
and easy running with reliable cable carriers.

FLEXIBLE ANCHORING
on foundations with cast-in anchors or by adapting to existing concrete floor with base plate and chemical anchors.

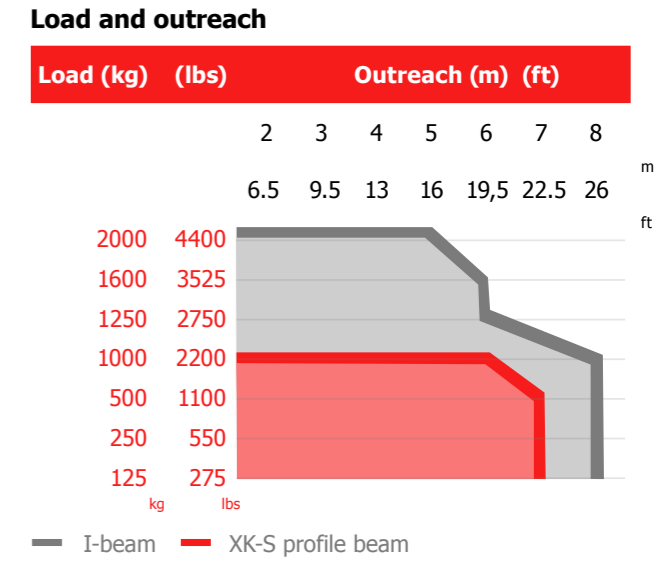

MOTORIZED TROLLEY WITH EASY LOAD HANDLING
is ideal for heavier and larger loads.

IMPROVED SAFETY
with standard on/off safety switch with pillar jibs.



EASY INSTALLATION USING EXISTING STRUCTURE
Wall-mounted jibs can be mounted easily to existing wall columns using bracket clamping arrangements for various column sizes.

SLEWING LIMITER
allows you to adjust the rotation every two degrees, and the clamp-fitted design enables it to be installed later.

SMOOTH RUNNING
with optimized trolleys.

MINIMIZED DOWNTIME
with easy serviceability of the jib crane and hoist.

Adapts to your facility

Konecranes jib cranes are suitable for almost any kind of workstation, from small workshops to large factory assembly lines, storage areas and loading bays. Whether you need to lift a single piece of equipment or add capacity to an entire process, a wide range of options provides solutions for most industrial facilities.

Imagine a jib crane with a load capacity of up to 2,000 kg and a slewing motion that can reach 300 degrees with a pillar jib. You have several different ways to fix the jib to the wall or the floor and can choose from a broad selection of hoist units, such as electric chain hoists, pneumatic lifting devices and manual hoists.

A longer lifecycle

Jib cranes are an integral part of any plant process and require both speed and accuracy. The flexibility and durability of this crane allow you to keep using it in other parts of your facility when your work environment changes. They are also easy to install and relocate, reducing the cost of your downtime, and giving your jib crane a long and productive lifecycle.

BENEFITS

- **Wide range of options provides solutions for most industrial facilities**
- **Easy installation and relocation reduce downtime**
- **Easy to use, jibs allow fast, safe and accurate load handling**
- **Advanced ergonomic design enhances the safety and comfort of your operators, maximizing work efficiency**
- **Easy serviceability and low maintenance keep your jib crane in full working order and your processes running**

Manual chain hoist jib crane



ATB Airbalancer jib crane



Konecranes is a world-leading group of Lifting Businesses™, serving a broad range of customers, including manufacturing and process industries, shipyards, ports and terminals. Konecranes provides productivity enhancing lifting solutions as well as services for lifting equipment of all makes. In 2019, Group sales totaled EUR 3.33 billion. Including MHE-Demag, the Group has around 18,000 employees in 50 countries. Konecranes shares are listed on the Nasdaq Helsinki (symbol: KCR).



© 2020 Konecranes. All rights reserved. 'Konecranes', 'Lifting Businesses' and  are either registered trademarks or trademarks of Konecranes.

This publication is for general informational purposes only. Konecranes reserves the right at any time, without notice, to alter or discontinue the products and/or specifications referenced herein. This publication creates no warranty on the part of Konecranes, express or implied, including but not limited to any implied warranty of merchantability or fitness for a particular purpose.



CONTACT US TODAY

konecranes.com/contact-us

